

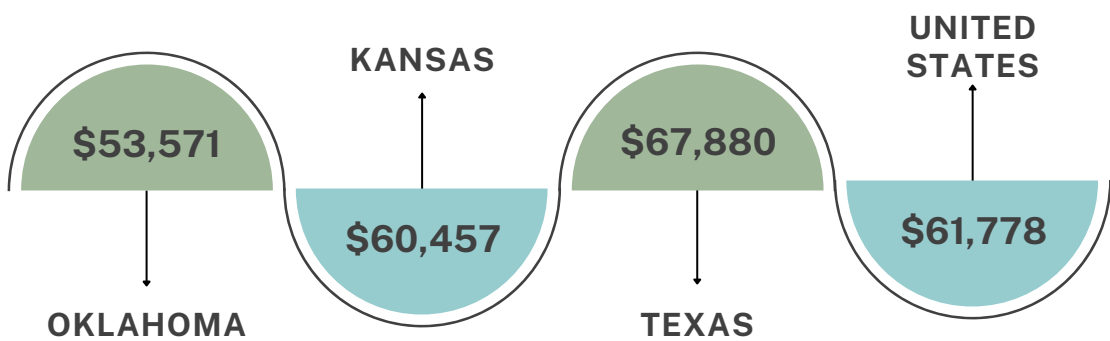
INDIAN HEALTH SERVICE OKLAHOMA CITY AREA

Community Needs Assessment

This summary provides an overview of the most current data on social determinants of health (SDOH) associated with oral health disparities. Factors were considered based on the [Center for Health Care Strategies, Inc 2017 community framework for addressing SDOH](#), specifically for oral health.

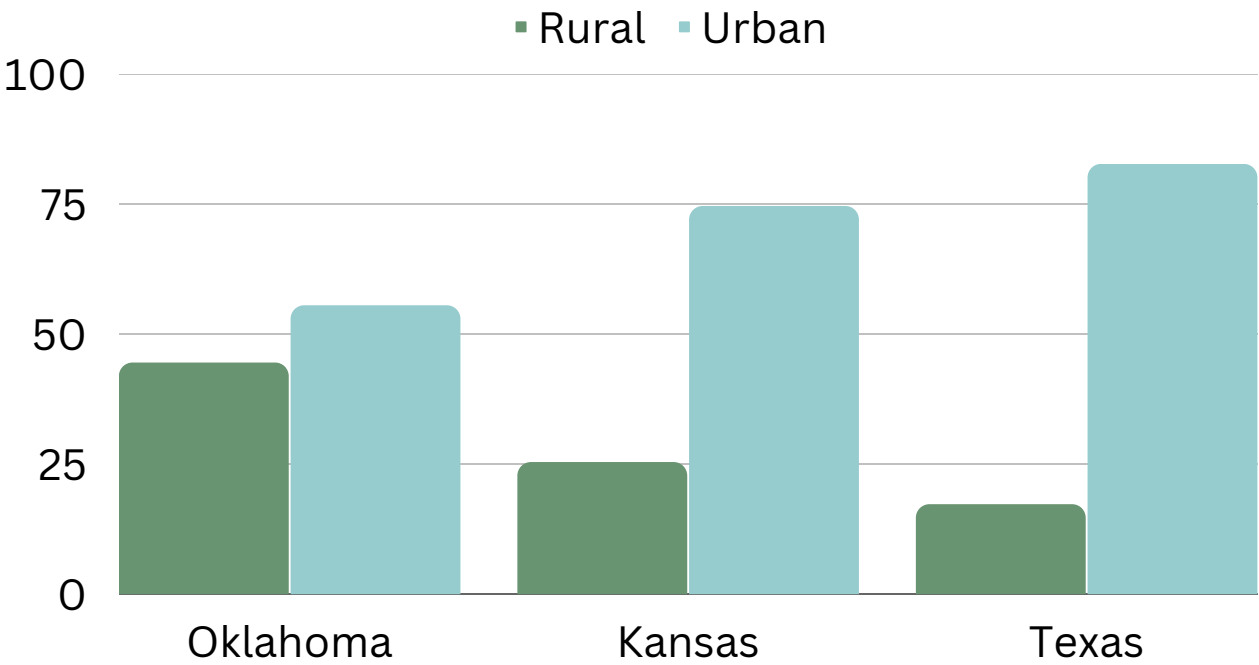
MEDIAN HOUSEHOLD INCOME

This is the median household income for the AI/AN population in Oklahoma, Kansas, and Texas in 2022, according to the [U.S. Census Bureau](#).



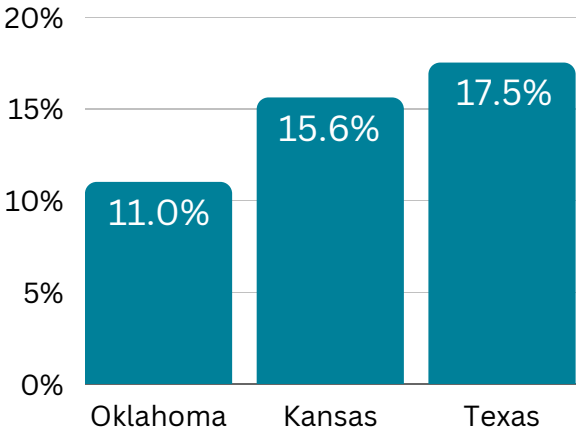
RURAL VS URBAN POPULATIONS

This is the population distribution for the AI/AN population in Oklahoma, Kansas, and Texas in 2010, according to the [U.S. Census Bureau](#).



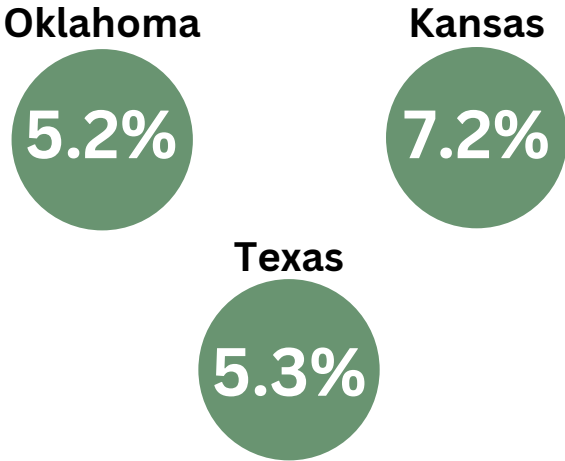
EDUCATION

This is the percentage of AI/AN adults with less than a high school education in 2022, according to the [U.S. Census Bureau](#).



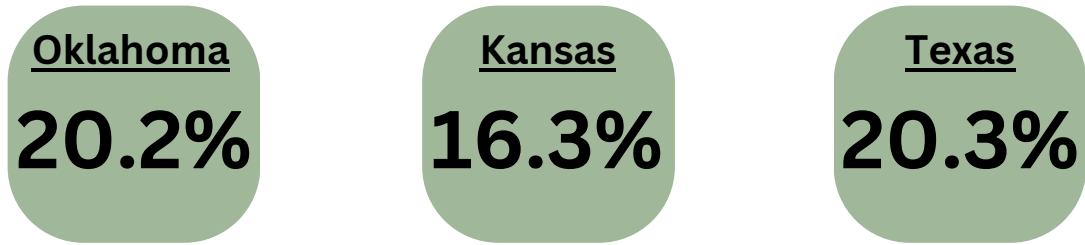
UNEMPLOYMENT RATE

This is the unemployment rate among AI/AN adults in 2022, according to the [U.S. Census Bureau](#).



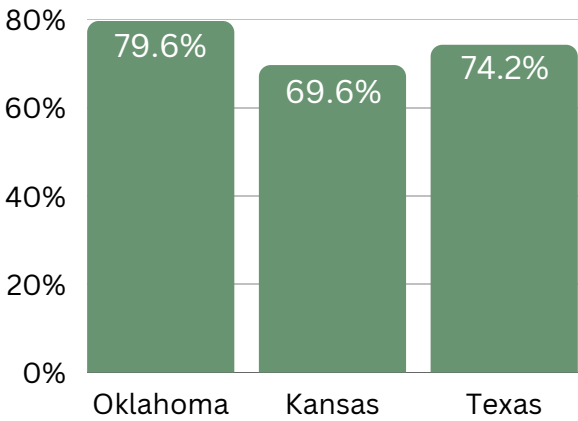
LACK OF INSURANCE COVERAGE

This is the percentage of AI/AN adults without health insurance coverage in 2022, according to the [U.S. Census Bureau](#).



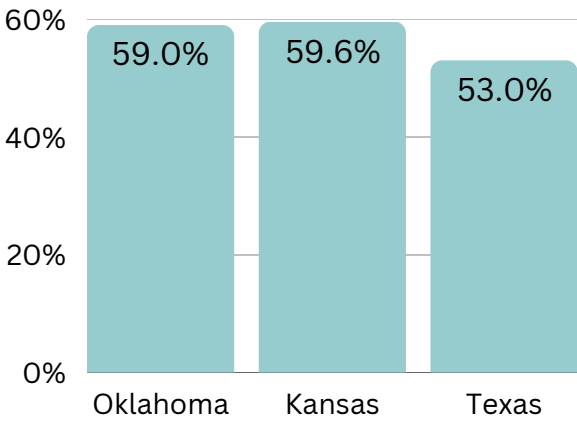
ACCESS TO PRIMARY CARE

This is the percentage of AI/AN adults that have visited a primary care physician within 12 months in 2021, according to the [Behavioral Risk Factor Surveillance System](#).



ACCESS TO DENTIST

This is the percentage of AI/AN adults that received a dental visit within 12 months in 2020, according to the [Behavioral Risk Factor Surveillance System](#).

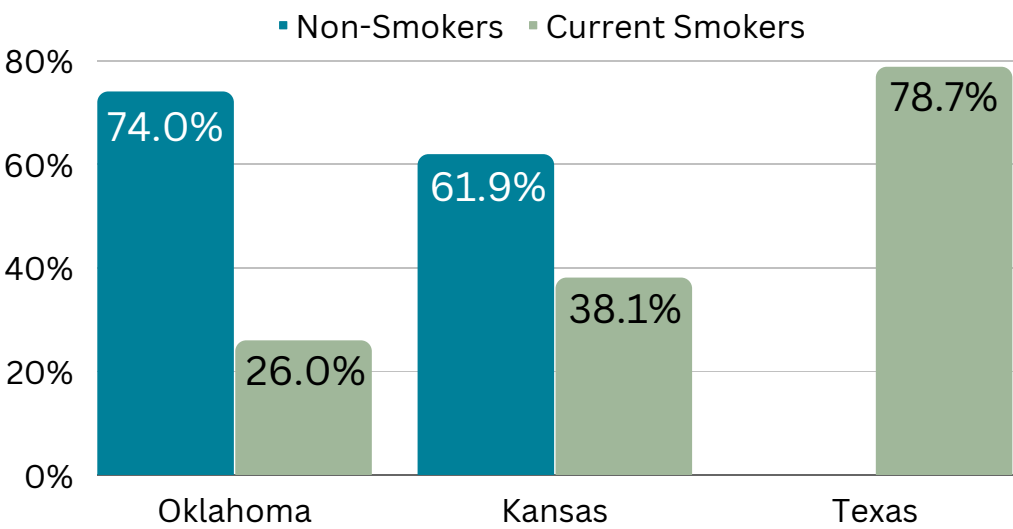


Health Behaviors and Oral Health Indicators

In this section, we outline rates of certain health behaviors associated with oral health and the current oral health indicators for AI/AN adults in the Indian Health Service Oklahoma City Area (encompassing Oklahoma, Kansas, and Texas).

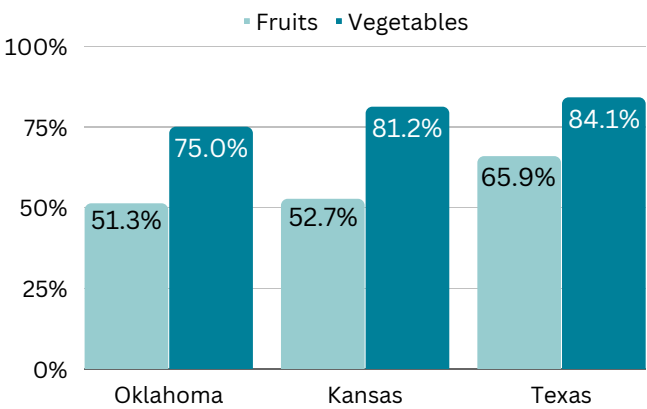
SMOKING/TOBACCO USE

Below shows the percentage of non-smokers (including former smokers) and current smokers among AI/AN adults in 2021, according to [BRFSS](#). Note: there was no data for current smokers for AI/AN adults living in Texas



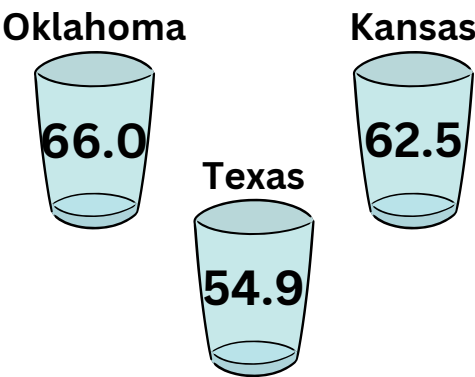
FRUIT AND VEGETABLE CONSUMPTION

Below shows the percentage of fruit and vegetable consumption among AI/AN adults in 2021, according to [BRFSS](#).



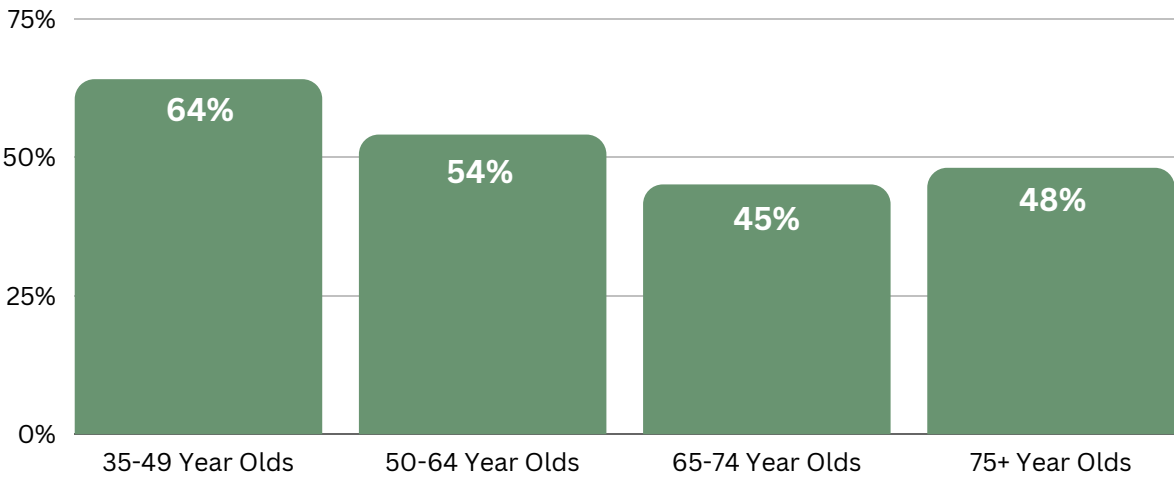
SUGARY DRINK CONSUMPTION

This is the combined 2010 and 2015 prevalence of sugary drink consumption in Oklahoma, Kansas, and Texas, according to the [National Health Interview Survey Cancer Control Supplement](#).



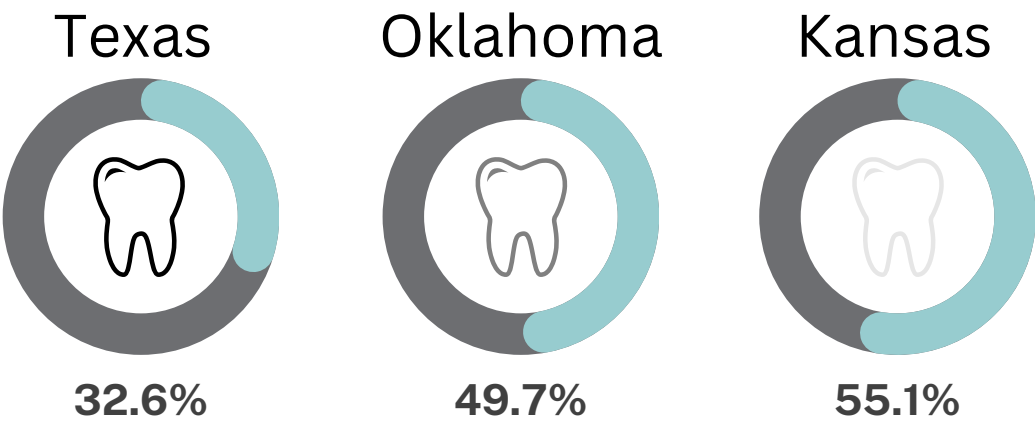
UNTREATED DECAY

Below is the rate of untreated decay among AI/AN adults living in the IHS OKC Area (encompassing Oklahoma, Kansas, and Texas) in 2015, according to the Adult [IHS Oral Health Survey](#).



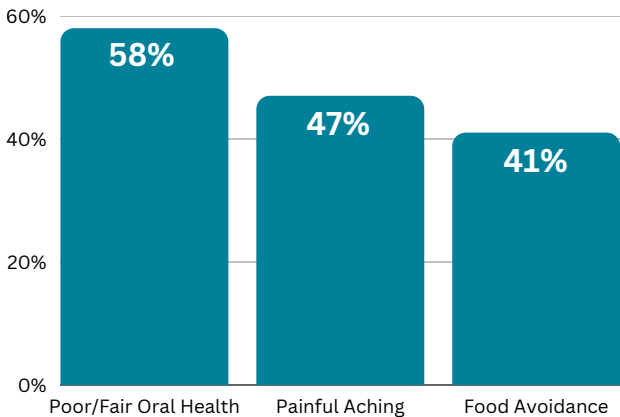
AT LEAST ONE TOOTH EXTRACTED

Below is the percentage of AI/AN adults with at least one tooth extracted in 2020, according to [BRFSS](#).



SELF-REPORTED ORAL HEALTH STATUS

Below is the self-reported oral health status among AI/AN adults living in the IHS OKC Area in 2015, according to the Adult [IHS Oral Health Survey](#).



PERIODONTAL INDICATORS

This is the rate of moderate and deep pocketing among AI/AN adults living in the IHS OKC Area in 2015, according to the Adult [IHS Oral Health Survey](#).

